



HOZELOCK

Guide to Spraying

HOZELOCK

Pulsar 7

PLUS ★★★

COMPRESSOR SPRAYER
RECHARGEABLE & RECYCLED PLASTIC
7 L





Contents

- [Why use a sprayer? 03](#)
- [Hozelock sprayer features 04](#)
- [How do I use a sprayer? 06](#)
- [Indoor and small garden sprayers 08](#)
- [Garden pressure sprayers 10](#)
- [Large garden pressure sprayers 12](#)
- [Specialist sprayers 13](#)
- [Hozelock Pure sprayers for natural solutions 14](#)
- [Spraying accessories 15](#)

Why use a sprayer?

A sprayer can be used to apply an even distribution of useful garden solution, to take care of your plants, control weeds or for cleaning tasks.


Treatments



Herbicide:
A product that is able to kill unwanted plants e.g. weedkiller



Fungicide:
A product that is able to kill or limit the development of fungi



Insecticide:
A product that is able to kill insects



Liquid Fertiliser:

A nitrogen-based solution used to encourage plant growth



Pros and cons of ready-to-go trigger sprayers

Save money and reduce plastic waste by using a sprayer with a concentrate chemical rather than a ready-to-go solution.



- ✓ Ready-to-go
- ✗ Plastic waste
- ✗ Inaccurate spraying
- ✗ Inefficient, leading to greater expense
- ✗ Requires user to kneel/bend down for longer periods of time
- ✗ Repetitive strain of spraying trigger continuously



Hozelock sprayers - Features with the user in mind

A range of nozzles for every treatment; including the Multi Nozzle, a 3 nozzles-in-1 patented innovation



1

12

Two handed pumping handle for greater comfort



11

Wide opening for easy filling, emptying and mixing



10

3 bar safety valve so no risk of excessive pumping



9

Translucent, graduated tank for easy dosage



8

Adjustable strap to carry the sprayer comfortably



7

Tank base for stability



2

Equipped with a lance made from high quality materials



3

Ergonomic carrying handle



4

Lance clip to store your sprayer and its equipment neatly



5

Measuring cap for accurate dosing with contents indicator to avoid cross-contamination



6

Ergonomic lance handle with integrated filter



How do I use a sprayer?



Spraying conditions

- Spray between 12-25°C on a dry day and treat early in the morning or late in the afternoon.
- Spray between 60% and 95% humidity. Humidity can be measured using a hygrometer or search online for your local area.
- Avoid treating in windy conditions and treat close to the target, pointing downwards.
- Only spray the surfaces required and not on open blooms to protect the environment.
- Use protective clothing and keep other people and pets away from the area when handling the sprayer.
- Follow the manufacturer's instructions for all treatment agents (dosage, application method, rinsing).

Concentrate preparation

Choose a suitable concentrate for the application required and only prepare enough for one dosage. Concentrates come in liquid or solid form, to be measured out and diluted as per the instructions. For a solid concentrate, powder or crystal form, prepare in a bucket before decanting into the sprayer.



Application

1
Put 1L of water into the sprayer.



2
Measure and add the required volume of liquid concentrate into the dosing cap.



3
Screw on the lid and dosing cap tightly before shaking the sprayer to mix the solution.



4
Pressurise the sprayer by releasing the central pump-action mechanism in the handle and pump it up and down until the pressure valve hisses.



5
Adjust the jet by turning the nozzle.

After use

Lift the safety valve before unscrewing the pump or filler cap to release any remaining pressure. Clean scrupulously by filling and swirling the sprayer with 1L of water to rinse the equipment thoroughly and spray over the same area that is suitable to treat – repeat 3 times. Do not pour excess solution or washings down the drain.



Indoor and small garden sprayers



Trigger sprayers

Light and easy to use for small tasks in the home or garden

Easily filled with water, cleaning solutions or a garden concentrate application*, these small, lightweight sprayers are ideal for quick tasks around the home or garden.

The nozzle can be adjusted from jet to mist to suit the application.

Uses

- Watering and misting house plants.
- Dampening clothes and linen during ironing.
- Cool down pets.
- Quick cleaning tasks around the home.

*Use different sprayers for different uses to stop risk of cross contamination.



Small pressure sprayers

Ideal for targeted dosages indoors or in the garden to treat a few plants or a small area

These sprayers have an ergonomic shape and a lockable on/off trigger for continuous spraying over longer periods of time without the need to repeatedly pump or pull a trigger.



Uses

- Watering plants indoors, on a balcony or in a small garden or patio.
- Handy to store in a greenhouse for misting young plants or seedlings.
- For use with water-based solutions of insecticides, fungicides, weedkillers and fertilisers – useful for smaller, targeted dosages to treat a few plants.



Garden pressure sprayers



Pressure sprayers 5L – 12L

We have a full range of pressure sprayers for all uses and volumes to allow you to pick the most suitable product for your application.

Uses

- For use with water-based solutions of insecticides, fungicides, weedkillers and fertilisers – just add your chosen concentrate and dilute with water to the usable capacity (see table), pressurise and use around the garden.
- Standard – is practical for straightforward functionality.
- Pulsar Plus – offers superior features for optimal comfort during use.
- Pulsar Viton – include Viton seals which offer greater resistance for use with aggressive chemicals.



	STANDARD			PULSAR PLUS			PULSAR VITON	
Code	4230	4231	4232	4310	4311	4312	5310	5311
Product	Standard 5L	Standard 7L	Standard 10L	Pulsar Plus 5L	Pulsar Plus 7L	Pulsar Plus 12L	Pulsar Viton 5L	Pulsar Viton 7L
Capacity	5L	7L	10L	5L	7L	12L	5L	7L
Useable Capacity	3L	5L	8L	3.5L	5L	8L	3.5L	5L
3 bar Safety valve	✓	✓	✓	✓	✓	✓	✓	✓
Translucent Graduated Tank	✓	✓	✓	✓	✓	✓	✓	✓
Lance clip stores equipment	✓	✓	✓	✓	✓	✓	✓	✓
Spillproof trigger - not one drop of treatment lost	✓	✓	✓	✓	✓	✓	✓	✓
Adjustable Carrying Strap	✓	✓	✓	✓	✓	✓	✓	✓
2-handed pumping handle	-	-	-	✓	✓	✓	✓	✓
Tank Base for Stability	-	-	-	-	✓	✓	-	✓
Dosing Cap	-	-	-	✓	✓	✓	✓	✓
Ergonomic trigger with filter	-	-	-	✓	✓	✓	✓	✓
1 bar pressure regulator	-	-	✓	-	-	✓	-	-
Adjustable Nozzle (jet to mist)	✓	✓	✓	✓	-	-	-	-
Multi Nozzle - 3in1 spray patterns	-	-	-	-	✓	✓	✓	✓
Viton Seals	-	-	-	-	-	-	✓	✓
Polypropylene lance	20cm	30cm	30cm	-	-	-	-	-
Aluminium lance	-	-	-	30cm	40cm	60cm	-	-
Composite lance + 20 cm flexible nozzle	-	-	-	-	-	-	40cm + 20cm	40cm + 20cm
Guarantee (Years)	3	3	3	3	3	3	3	3

Large garden pressure sprayers

Pulsar Plus Comfort

The Pulsar Plus Comfort Knapsack Sprayer, available with a capacity of 12L or 16L, is a high quality multi-purpose sprayer, designed especially for spraying large areas.

It is the most comfortable sprayer to use thanks to its unique design - a curved shape that follows the contour of the back and shoulders. It is suitable for both left-handed and right-handed people.

Uses

- Ideal for large gardens, orchards, vineyards and vegetable gardens.
- Spray fertiliser, weed killer or moss killer evenly over a lawn.



Specialist sprayers

Electric sprayer

Get a constant spray at the touch of a button with the Hozelock Electric Sprayer.

No pumping required! The new 15L knapsack sprayer has an 18V lithium-ion battery that will spray for up to 4 hours dependent on the pressure used. There are 3 pressure settings suitable for different treatments and the sprayer can be fully charged and ready to go again in 4 hours.

Uses

- Perfect for spraying large areas such as gardens, orchards or vineyards.
- Ideal for those who are not able to manually pump a sprayer comfortably.



Portashower

A compact, portable shower – only 460mm high and easy to store. Ideal for camping and caravanning.

A pressure sprayer with an air safety valve, easy to control hand spray and 2m hose that sprays for up to 3 minutes.

Uses

- Shower for camping/caravanning.
- Shower for pets.
- Watering plants.
- Washing the car.



Disinfection sprayer

This pressure sprayer is a high quality, disinfection sprayer, effective for the safe use of liquid bleach diluted at 2% – 5%.

Bleach is a strong and effective disinfectant – its active ingredient, sodium hypochlorite, is effective in killing viruses.

Standard Nitrile Seals are not resistant to bleach, but EPDM seals (Ethylene Propylene Diene Monomer) are and have been used to ensure this sprayer will continue to spray safely.

Uses

- Disinfecting surfaces.
- Household cleaning.
- Disinfection of the workplace.



Pure sprayers for natural solutions



Pure sprayers

The Hozelock Pure range can help gardeners to create and apply organic products such as compost teas and homemade recipes.

The Pure range combines design features that ensure the highest effectiveness and ease of application for natural products - a sure recipe for success.

The Pure sprayers have vinegar-resistant seals for durability and come with an impurity filter and recipe booklet for inspiration.

Available in a 1.5L, 2L and 7L pressure sprayer bottle.



Sprayer accessories

Spare parts and service kits are available for all sprayers on spares.hozelock.com

Reach new heights

Extend your sprayer with a telescopic extension lance or use the Seringa trombone sprayer, which comes with a 5m hose to allow you to spray up to 7m high whilst standing safely on the ground.

Uses

- Clean gutters, roofs or high windows.
- Treat trees with a pesticide or fungicide.
- Target hard-to-reach weeds.

Weed control

A weed control shield enables safe and effective spot application to treat a specific area and protect the environment around it. It can be used for spraying all treatments, choose from a round cone or the XL cone.


Spray a large area

The double nozzle treatment boom allows you to spray a 1m strip without missing any ground – perfect for applying a weed or moss killer to a lawn.

Multi Nozzle

A unique, practical, compact nozzle holder with 3 integrated nozzles for every treatment.


- Compatible with all 8mm lances and it's easy to take apart and clean.
- Wide flat fan nozzle 35-95cm for spraying weed treatments over large areas.
- Narrow flat fan nozzle 20-60cm for spraying more precisely.
- Hollow cone for misting a good coverage of insecticide or fungicide onto a shrub or bush.




Seringa



XL Cone



Double Nozzle



Wide Flat Fan



Narrow Flat Fan



Hollow Cone





HOZELOCK

Hozelock Ltd.
Midpoint Park, Birmingham. B76 1AB.
England.

Consumer Helpline:
+44 (0) 121 313 1122

Switchboard:
+44 (0) 121 313 4242

www.hozelock.com

33768-000