

HOZELOCK

Gardening for life

The **A** **B** **C** **D** Guide to Automatic Watering



What is automatic watering?

Save your plants from drought



Save water, save time

Automatic Watering is a system that takes water from the tap to your plants using a simple network of narrow pipes and outlets hidden in the garden.

This can be controlled manually or by an electronic water controller.

An Automatic Watering system takes the work out of watering. It waters your plants properly all through the season, even if you are away, by combining it with a Hozelock controller.

This booklet will show you how to create your own watering system using Hozelock's easy to install and use system.

If you are looking for a simple system to water your container plants when you are away on holiday, or a sophisticated system to water your entire garden, you'll find that an Automatic Watering system helps you manage your garden much more easily, allowing you to spend more time doing the things you want, rather than the things you have to.



2795



2150



Contents

Why Automatic Watering?	4-5
The A B C D system	6-7
A Tap Connection	8-11
B Pipeline and components	12-15
C Drippers	16-17
D Sprinklers	18-21
Ready-to-use Kits	22-31
Component Comparison	32-43
Shopping List	44-45
Design and installation	46-47

Why automatic watering?

What are the benefits of Automatic Watering?



Have some time off

During the summer months your plants need an increased amount of water, requiring daily watering which can sometimes become a bit of a chore.

Automatic Watering systems take this burden away meaning you have more time to do other things.

Water more efficiently

Automatic Watering systems deliver more controlled watering directly to the roots, reducing water wastage through evaporation or inaccurate watering.

Not only does this save water, it could also save you money on your water bills.



See your garden bloom

So many plants are affected by both under and over watering, which can potentially kill them or make them more prone to disease.

Regular controlled watering produces stronger, happier and more vibrant plants making your garden look great with less work.



Get out more

Automatic Watering systems allow you to be away from home with the assurance that your garden continues to be watered.

No more bothering the neighbours and family or coming back to dead plants.



The ABCD system

The ABCD system

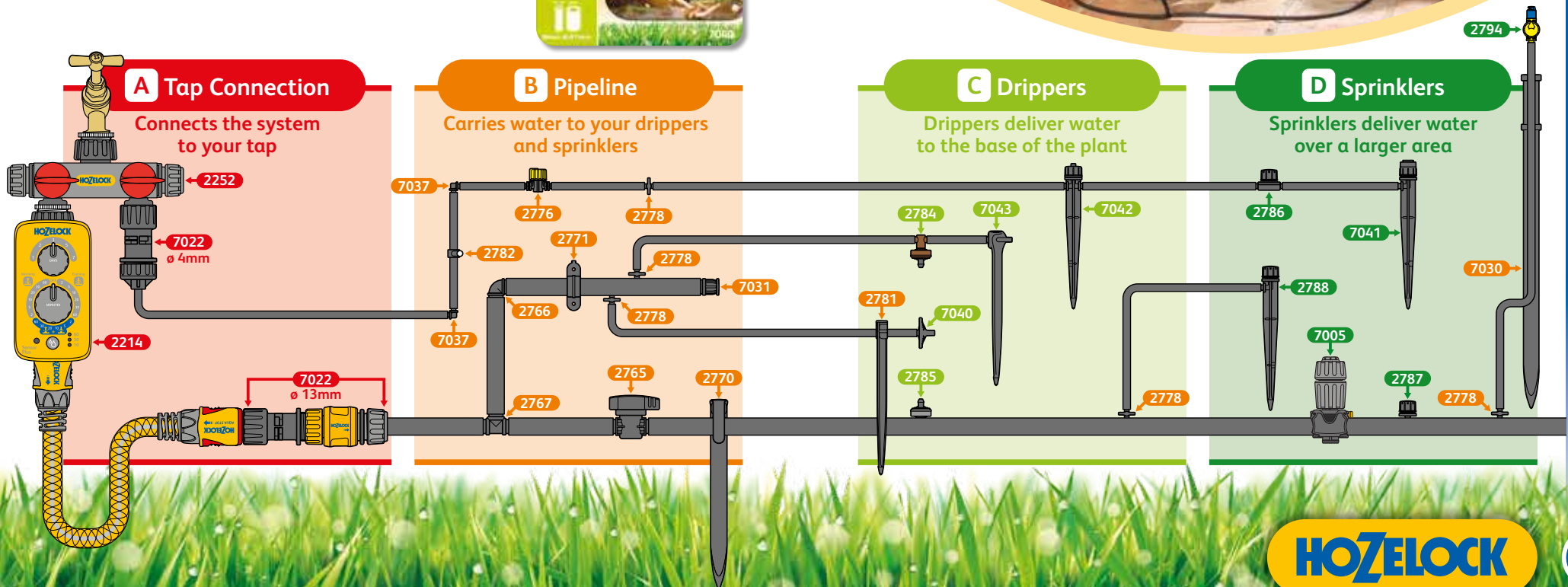
A simple network of pipes and outlets that are quick and easy to install and extend

Automatic watering is a simple network of pipes that carry the water around the garden, and outlets that deliver it to the plants.

Most systems can be installed in a few hours and all can be extended as your garden grows.

The Hozelock ABCD Automatic Watering System has been designed to be as easy as possible to understand, buy and install.

The system is split into four sections, each in colour coded packaging.



Automatic Watering



Connect the system to your tap

The tap connection is vital as it connects the watering system to the mains water supply

For optimum performance in micro-irrigation, always connect a pressure regulator (7022) to control the water pressure.

There are three different ways to make this connection.

All three installations can be automated by adding a Hozelock water controller.

1. Remote Connection

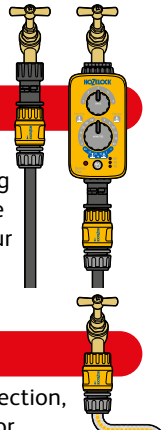
To connect to an area that does not reach your tap.

- Cut a section of hose.
- Add connectors to each end.
- Screw an adaptor to the pressure regulator.
- Click fit together.
- Attach to a tap with a threaded tap connector.




2. Direct Connection

To make a direct connection to the watering system, screw the pressure regulator directly onto your outside tap or electronic water controller.



3. Total Flexibility

For the most flexible connection, use a 4-Way Tap Connector (2150) and screw the pressure regulator onto one of the four outlets.



Pressure Regulator

7022

The Pressure Regulator reduces your tap water pressure to 1.5 bar to ensure optimum performance for your system.


Can be used with both ø13mm Supply Tube and ø4mm Micro Tube.



Multi-Tap Outlets

Create multiple outlets from one tap with Hozelock's range of multi-tap connectors.

Add an extra 2, 3 or 4 outlets with individual adjustable on/off flow control.



Automate your system

Adding a water controller to your system means you can water even when you are away on holiday

Automatic watering controllers are easy to set up and operate. Simply attach them to your garden tap, set the timer for when you want the water to come on, for how long, how often, then turn on and forget about it!

Our water controllers can also be used with a water butt.*

Cloud Controller 2216

Control your garden watering from your mobile with Hozelock Hub and remote tap unit. (Apple or Android operating system)

Easy to use mobile app to create your own watering schedules. App includes local weather summary and notifications.

Ideal for when you are away from home and weather conditions change, to remotely pause and adjust schedules.

Each Hub can support up to 4 remote tap units.

Requires 2 x AA alkaline batteries and internet connection for the Hozelock Hub.



Select Plus Controller 2224

For ultimate control, the flexibility to programme any time, any day and for any duration with a maximum of 3 programmes per day. Each session chosen will allow you to water for just 1 minute, up to 199 minutes.

Large LCD screen displays all the programme information and can be set up and easily adjusted using the 'Rotate and Push button'.

'Rain Delay' to pause watering dependent on the weather forecast.

'Water now' function ranging from 10 minutes up to 60 minutes.

Requires 2 x AA alkaline batteries and includes battery check function.



Sensor Controller Plus 2214

Electronic water controller with daylight sensor that automatically adjusts the daily watering schedule to start at sunrise and sunset, the best time to water your garden.

Waters once or twice per day for a duration ranging from 2, 5, 10, 20, 30 or 60 minutes.

Adjustable watering schedules from every day to once a week.

'Water now' function ranging from 10 minutes up to 60 minutes.

Requires 2 x AA alkaline batteries and includes battery check function.



*with sufficient pressure. Not all drippers will work as efficiently when using a water butt.

ø13mm pipeline and connectors

Supply Tube transports water from your tap around your garden



Supply Tube ø13mm

- 7007 0000 • 15m (ø13mm)
- 2764R0000 • 25m (ø13mm)
- 2764 0050 • 50m (ø13mm)

High quality and flexible for easy installation and cutting.

UV stable construction providing excellent durability and longevity.

Can be buried up to 5cm or covered with mulch for discreet installation.

Use elbows, 'T' pieces and connectors to make the network, use wall clips and stakes to secure it in place.

Connect & direct

Flow Control Valves

2765 0002 • Pack Quantity 2

Shuts off or adjusts flow in the Supply Tube.

Can be used for drainage when connected to the end of the Supply Tube.



Elbow Connectors

2766 0005 • Pack Quantity 5

For making 90° turns in the Supply Tube without bending or kinking the tube.



T-Piece Connectors

2767 0005 • Pack Quantity 5
2767 0012 • Pack Quantity 12

For branching the Supply Tube into two different directions.



Straight Connectors

2768 0005 • Pack Quantity 5

For extending the Supply Tube by joining two pieces of ø13mm Supply Tube.



Cross Connectors

7032 0002 • Pack Quantity 2

For branching the Supply Tube into four directions.



Reducing T-Connectors

7033 0012 • Pack Quantity 12

Quickly connects ø4mm Micro Tube to the Supply Tube.



Blanking Plugs

2779 0010 • Pack Quantity 10

Can also be installed at the end of ø4mm Micro Tube.



End Plugs

7031 0012 • Pack Quantity 12



For closing off ends of the Supply Tube.



Hole Punch

2799 0001 • Pack Quantity 1

For punching holes in the Supply Tube.



Secure in place

Pegs

2770 0010 • Pack Quantity 10

Holds the Supply Tube in position.



Ratchet Clamps

7034 0012 • Pack Quantity 12

Used to secure fittings to the Supply Tube.



Saddle Clamps

2771 0012 • Pack Quantity 12

2771 0024 • Pack Quantity 24
Secures the Supply Tube to walls and fences.



ø4mm pipeline and connectors

Transports water from your tap, or Supply Tube, to your drippers and sprinklers



Micro Tube ø4mm

2772P0000 • 10m (ø4mm)
2772 0025 • 25m (ø4mm)

High quality and flexible for easy installation and cutting.

UV stable construction providing excellent durability and longevity.

Can be buried up to 5cm or covered with mulch for discreet installation.

Use elbows, 'T' pieces and connectors to make the network, use wall clips and stakes to secure it in place.

Connect & direct

Flow Control Valves

2776 0005 • Pack Quantity 5

Shuts off or adjusts flow in the Micro Tube.

Can also be used for drainage when connected to the end of the Micro Tube.



Straight Connectors

2778 0012 • Pack Quantity 12

2778 0024 • Pack Quantity 24

For attaching the ø4mm Micro Tube to the ø13mm Supply Tube or to extend by joining two pieces of 4mm Micro Tube.



T-Piece Connectors

2777 0012 • Pack Quantity 12

For branching the Micro Tube into two different directions.



Elbow Connectors

7037 0012 • Pack Quantity 12

For making 90° turns in the Micro Tube without bending or kinking the tube.



Reducing T-Connectors

7033 0012 • Pack Quantity 12

Quickly connects ø4mm Micro Tube to the ø13mm Supply Tube.



Secure in place

Pegs

2781 0012 • Pack Quantity 12

Holds the Micro Tube in position.



Wall Clips

2782 0012 • Pack Quantity 12

2782 0024 • Pack Quantity 24

Secures the Micro Tube to walls and fences.



Micro Support Stakes

7029 0010 • Pack Quantity 10

Enables the Micro Tube to be raised so you can water from above or to match the height of the plant you wish to water.



Micro Extension Tube

7030 0010 • Pack Quantity 10

Quickly extends the height of the sprinkler up to 24cm to ensure it reaches the required height and stays in place. Several extension pipes can be screwed together to increase the height further.



For precise watering

Drippers slowly supply water to the plants root zone where it is needed most

Drip irrigation is the most efficient method of watering by delivering a precise amount of water to the roots of plants, helping to prevent mildew and disease on leaves, in addition to reducing run off and evaporation, saving water and improving the health of your plants!

Drippers are versatile and can be used in pots, on balconies or to water shrubs in your flowerbed.

Drippers with barbs can be inserted directly into the Supply Tube, at the end of 4mm Micro Tube, or on a spike.

Drippers, with integrated pressure compensating technology, guarantee the water flow rate even for sloping ground.



Pressure Compensating Drinker In-Line (ø4mm)

2784P0000 • Pack Quantity 5

Delivers a constant drip of 4 litres per hour. Ideal for vegetables, annual and perennial plants that need less water to thrive when given a precise release of water to the root.



Pressure Compensating Drinker In-Line (ø13mm) or End-of-Line (ø4mm)

2785P0000 • Pack Quantity 5

Delivers a constant drip of 4 litres per hour. Ideal for vegetables, annual and perennial plants that need less water to thrive when given a precise release of water to the root.



Pinch Drip™ Pressure Compensating Drinker In-Line (ø13mm) or End-of-Line (ø4mm)

7040 0012 • Pack Quantity 12

7040 0024 • Pack Quantity 24

Delivers a constant drip of 4 litres per hour. The Pinch Drip emitter can be used end of line or can lay flat on the mainline tubing. Delivers increased resistance to clogging. Ideal for vegetables, annual and perennial plants in addition to shrubs and hedges that need less water to thrive when given a precise release of water to the root.



CETA® Pressure Compensating Drinker Spikes In-Line (ø4mm)

7042 0005 • Pack Quantity 5

Dripper spike with a turbulent flow of 0-4 litres per hour and built-in blockage reduction technology. Ideal for vegetables, annual and perennial plants in addition to shrubs and hedges that need less water and thrive when given a precise release of water to the root.



Asta® Pressure Compensating Drinker Spikes End-of-Line (ø4mm)

7043 0005 • Pack Quantity 5

7043 0012 • Pack Quantity 12

Dripper spike with a fixed flow rate of 4 litres per hour. Features a self-flushing action that helps to reduce blockage. Ideal for annual & perennial plants in pots, containers and hanging baskets.



For watering larger areas

Sprinklers deliver a fine spray over a larger area to water multiple plants

Micro sprinklers deliver water droplets more quickly with a higher flow rate, watering several plants from just one emitter.

Ideal for flower beds where plants are tightly packed together.

Compared to standard sprinklers, micro sprinklers promise less run-off, saving water.



360° Adjustable Mini Sprinkler In-Line (ø4mm)

2786 0012 • Pack Quantity 12
2786 0024 • Pack Quantity 24

0-40LPH Adjustable In-Line Mini Sprinkler. Suitable for watering circular areas, with groups of small plants and at the roots of larger plants. Flow and coverage adjusted by rotating the cap.

Ideal for watering young plants, seedlings, bedding plants and smaller shrubs.



360° Adjustable Sprinkler In-Line (ø13mm) or End-of-Line (ø4mm)

2787 0012 • Pack Quantity 12
2787 0024 • Pack Quantity 24

0-40LPH Adjustable End-of-Line Sprinkler use at the end-of-line of a ø4mm Micro Tube (2772), using a stake or use plugged into a 13mm Supply Tube (2764).

Suitable for watering circular areas, with groups of small plants and at the roots of larger plants. Flow and coverage adjusted by rotating the cap.

Ideal for plants where gentle watering is required such as young plants, seedlings and bedding plants. Perfect for established shrubs such as hydrangea. Put at end of 4mm Micro Tube (2772) to hang above hanging baskets too.



360° Adjustable Sprinkler Spike End-of-Line (ø4mm)

2788 0012 • Pack Quantity 12
2788 0024 • Pack Quantity 24

0-40LPH Adjustable End-of-Line Sprinkler on spike to secure it in the ground. Suitable for watering circular areas, where watering needs may vary. Ideal for when you need to increase the height to match your plant. Flow and coverage adjusted by rotating the cap and the ability to shut-off flow when required.

Ideal for hanging baskets, troughs, round containers, flower borders, greenhouses, and vegetable gardens, in the centre of small to medium sized areas or at the base of large plants.

360° Adjustable Spectrum® Sprinkler End-of-Line (ø4mm)

7041 0005 • Pack Quantity 5
7041 0012 • Pack Quantity 12

0-80LPH adjustable sprinkler provides full control and flexibility of water flow in circular areas. Flow and coverage altered by rotating the cap. The spike secures the sprinkler at the base of the plant. The height can be adjusted, to match the size of the plant. Includes a 4mm inlet to connect a 4mm Micro Tube (2772).

Ideal for ground cover, flower beds, borders, landscaped gardens and vegetable patches.



Easy Drip Universal Sprinkler and peg In-Line (ø13mm)

7005 0000 • Pack Quantity 3

0-40LPH adjustable sprinkler, suitable for connection at any point along a length of 13mm Supply Tube (2764).

When positioned in a 0-90° angle selection, the water drips directly into the soil at the base of the plant. When in an upright position the dripper becomes a sprayer with a 360° spray pattern of 100cm diameter.

Ideal for use in large containers and within flowerbeds and borders, though its versatility means it can be placed in a variety of other garden locations, including patio, terrace and garden beds, hedges and shrubs.



For watering larger areas

Sprinklers deliver a fine spray over a larger area to water multiple plants

Micro jet sprays deliver a fine spray of water at varying heights and angles, ideal for a variety of garden spaces.

They offer different spray patterns and diameters of throw to water the shape and size of the landscape in need.

All Micro Jets and Sprays can be used with [Micro Support Stake \(7029\)](#) and [Micro Hose Extension \(7030\)](#) to elevate spray above or below the foliage canopy. They can also be dismantled for cleaning.



90° Micro Spray Jet In-Line (ø13mm) or End-of-Line (ø4mm)

2790 0012 • Pack Quantity 12

Delivers 68LPH over a range of 300cm - 600cm even at low pressures.

90° spray pattern emits a fine spray in a quarter-circle pattern, ideal for placement in corners for precise watering.

Ideal for use in flower beds, borders, greenhouses, and vegetable gardens



180° Micro Spray Jet In-Line (ø13mm) or End-of-Line (ø4mm)

2791 0012 • Pack Quantity 12

Delivers 68LPH over a range of 300cm - 600cm even at low pressures.

180° spray pattern emits a fine spray in a half-circle pattern, ideal for placement along the edge of a garden bed or a walled/fenced area avoiding any overspray onto paths and patios to ensure minimal water wastage.

Ideal for use in landscaped areas including flower beds, borders, greenhouses, and vegetable gardens.



360° Micro Spray Jet In-Line (ø13mm) or End-of-Line (ø4mm)

2792 0012 • Pack Quantity 12

Delivers 68LPH over a range of 300cm - 600cm even at low pressures.

Emits a fine spray in a full-circle 360° pattern, ideal for placement in the centre of a garden bed.

Ideal for use in landscaped areas including flower beds, borders, greenhouses, and vegetable gardens.



2x 20° Strip Micro Spray Jet In-Line (ø13mm) or End-of-Line (ø4mm)

2796 0012 • Pack Quantity 12

Produces a flow rate of 42LPH over a range of 280cm - 560cm even at low pressures.

Delivers a precise, fine and gentle watering pattern of two parallel 20° strips on either side of the spray head. Ideal for use in narrow garden beds and vegetable gardens.



360° Mist Micro Spray Jet In-Line (ø13mm) or End-of-Line (ø4mm)

2797 0012 • Pack Quantity 12

Delivers 22LPH over a range of 45cm - 90cm even at low pressures.

Produces a fine full circle 360° mist, ideal for watering hanging baskets, delicate seedlings and plants or creating a moist micro-climate inside a greenhouse.



90° Vari-Jets™ Adjustable In-Line (ø13mm) or End-of-Line (ø4mm)

2793P0000 • Pack Quantity 3

Delivers 55LPH over a range of 100cm - 200cm even at low pressures.

Produces a quarter circle 90° fine spray, ideal for watering in corners of smaller flower beds and borders. Ideal for ground cover and new growth and for plants where watering needs may vary.



180° Vari-Jets™ Adjustable In-Line (ø13mm) or End-of-Line (ø4mm)

2794P0000 • Pack Quantity 3

Delivers 55LPH over a range of 100cm - 200cm even at low pressures.

Produces a semi-circle 180° fine spray, ideal for watering along edges of paths and smaller flower beds and borders. Ideal for ground cover and new growth and for plants where watering needs may vary.



360° Vari-Jets™ Adjustable In-Line (ø13mm) or End-of-Line (ø4mm)

2795P0000 • Pack Quantity 3

Delivers 55LPH over a range of 100cm - 200cm even at low pressures.

Produces a full-circle 360° fine spray, ideal for watering in the centre of smaller flower beds and borders. Ideal for ground cover and new growth and for plants where watering needs may vary.




360° Vari-Rotor Spray™ Adjustable In-Line (ø13mm) or End-of-Line (ø4mm)

2798 0005 • Pack Quantity 5

Delivers 82LPH over a range of 300cm - 600cm even at low pressures.

Produces a fine full-circle 360° "C" shape bubble spray, ideal for watering multiple plants in the centre of larger flower beds and borders that need increased watering and reach.



The perfect introduction to automatic watering

These kits include everything you need to start your own system



Hozelock's automatic watering kits are the perfect introduction to micro-irrigation.

The kits include everything you need to get started. Additional micro-irrigation components can be bought to extend these systems to meet your requirements.

25 Pot Watering Kit

2804

Automatic watering for patio pots, vegetable patches, flowerbeds and greenhouse plants.

Contents:

- 2220** Select Controller x1
- 7022** Pressure Reducer x1
- 2764** Supply Tube (ø13mm) 15m
- 2766** Elbow Connectors (ø13mm) x2
- 2767** T-Piece Connectors (ø13mm) x1
- 7031** End Plug (ø13mm) x2
- 2779** Blanking Plugs (ø13mm) x10
- 2770** Stakes (ø13mm) x10
- 2771** Wall Clips (ø13mm) x5
- 2799** Hole Punch x1
- 2772** Micro Tube (ø4mm) 10m
- 2777** T-Piece Connectors (ø4mm) x14
- 2778** Straight Connectors (ø4mm) x10
- 2782** Wall Clips (ø4mm) x5
- 7043** Dripper Spikes (4 LPH) x15
- 2785** End-of-Line Drippers (4 LPH) x10



20 Pot Watering Kit

2803

Automatic Watering for patio pots, hanging baskets, borders, vegetable patches and greenhouse plants.

The Select Controller provides the flexibility to adjust watering duration, frequency and start time, providing extensive control.

Contents:

- 2220** Select Controller x1
- 7022** Pressure Reducer x1
- 2772** Micro Tube (ø4mm) 15m
- 2777** T-Piece Connectors (ø4mm) x19
- 2778** Straight Connectors (ø4mm) x5
- 2782** Wall Clips (ø4mm) x5
- 7043** Dripper Spikes (4 LPH) x20



15 Pot Watering Kit

2802

Water your pots, hanging baskets, borders, vegetable patches and greenhouse plants. Manually control how you water your garden from 5 minutes up to 2 hours to save time, water and effort.

Contents:

- 2210** Mechanical Controller x1
- 7022** Pressure Reducer x1
- 2772** Micro Tube (ø4mm) 15m
- 2777** T-Piece Connectors (ø4mm) x14
- 2778** Straight Connectors (ø4mm) x5
- 2782** Wall Clips (ø4mm) x5
- 7043** Dripper Spikes (4 LPH) x15



Part No.	Description	Water Controller	Hose Included	Water up to			
				Small Containers	Large Containers	Hedge	Borders
2802	15 Pot Watering Kit	✓	15m ø4mm	15	7	7.5m	3m x 2m
2803	20 Pot Watering Kit	✓	15m ø4mm	20	10	10m	5m x 2m
2804	25 Pot Watering Kit	✓	10m ø4mm 15m ø13mm	25	10	10m	5m x 2m



“I would like to water pots and containers”

Complete watering kit for up to 15 containers


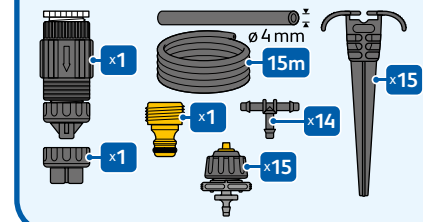


Container plants are great for decorating patios, windows and balconies. However, maintaining potted plants requires regular watering otherwise the plants will dry out and die.

The solution:

Easy Drip Micro Kit (7024)

- The Easy Drip Micro Kit is quick and simple to install, providing a discreet solution to keeping your containers well watered.
- The Micro Kit is completely adaptable, so if you change the location of your pots or move house, your Easy Drip system can simply be moved with them.
- Each Micro Dripper is completely adjustable, allowing you to control the amount of water each container receives.



Easy Drip - Hanging Baskets

“I would like to water hanging baskets”

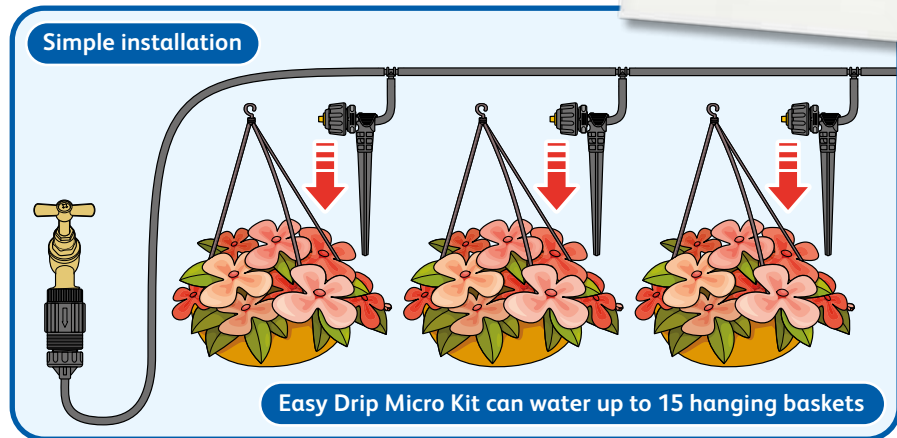
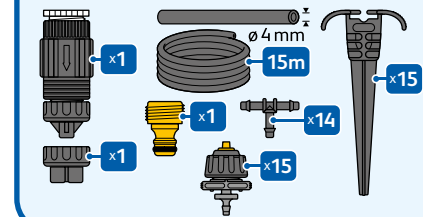
Discreet and easy to install



Hanging baskets can look beautiful and really help to decorate your home. However, they are often difficult to reach and are one of the hardest things to keep looking good all summer.

The solution:
Easy Drip Micro Kit (7024)

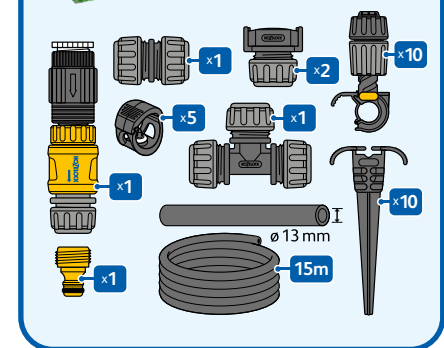
- The Easy Drip Micro Kit ensures your hanging baskets can be watered regularly without the need to stretch or potentially soak yourself.
- The Micro hose and drippers allow for discreet installation.
- Regulate the water flow from 0 to 20 litres per hour giving you complete control of water delivery to your plants.



Easy Drip - Hanging Baskets

“I would like to water a vegetable garden”

Adjustable kit for up to 10m²

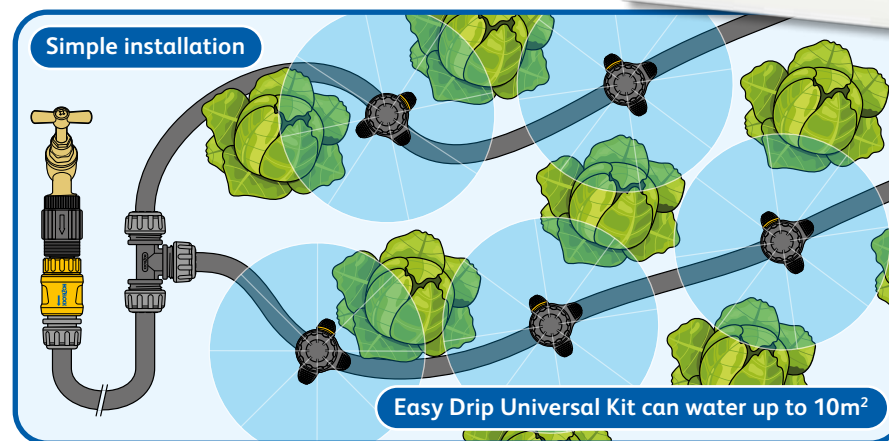


Growing your own vegetables is great because you get the satisfaction from both growing and then eating your own crop. Delivering water directly to the roots, where it is needed most, can be difficult as the water often sprays onto the leaves and foliage, resulting in a large amount of water evaporating into the air.

The solution:



Easy Drip Universal Kit (7023)




- Installing an Easy Drip Universal Kit will allow you to target water delivery to the plant's roots, ensuring that your plants are effectively watered with minimal water evaporation.
- The kit allows you to water an area of up to 10m² but can be combined with other kits to cover a larger area.
- As your vegetable garden evolves throughout the season, you can simply reposition the Flexi Hose and Universal Drippers to meet your needs.









Easy Drip - Vegetable Gardens

A Tap Comparison


Code	7022 0001	
Product	 Pressure Regulator	
Use	Reduces the water pressure to 1.5bar for optimum performance	
Hose Diameter	ø13mm ø4mm	
Installation	Screwthread Tap	
Inlet Size	ø21mm - G½ (½" BSP) ø26.5mm - G¾ (¾" BSP)	
Pack Quantity	1	

Code	2210 0000	2220 0000	2224 0000
Product			
Controller Type	Manually select, timed watering	Programmable	Programmable LCD screen Rotary dial
Watering Schedule	Manual start	Once per week up to 4 times a day	1, 2 or 3 programmes per day
Watering Duration	Up to 120 minutes	Up to 60 minutes	Up to 199 minutes
Water Now Function	-	✓	✓
Rain Delay	-	-	Up to 7 days
Use with a Water Butt	-	✓	✓
Battery Level Check	-	✓	✓
Battery Type	-	2 X AA (LR6) lithium/alkaline	2 X AA (LR6) lithium/alkaline
Inlet Size	ø21mm - G½ (½" BSP) ø26.5mm - G¾ (¾" BSP) ø33.3mm - G1 (1" BSP)	ø21mm - G½ (½" BSP) ø26.5mm - G¾ (¾" BSP) ø33.3mm - G1 (1" BSP)	ø21mm - G½ (½" BSP) ø26.5mm - G¾ (¾" BSP) ø33.3mm - G1 (1" BSP)
Pack Quantity	1	1	1


Code	2252 0000	2250 0000	2150R0000
Product	 2-Way Tap Connector	 3-Way Tap Connector Flowmax	 4-Way Tap Connector
Number of Outlets	2	3	4
Flow Control	Individual	Individual	Individual
Number of Controllers that can be installed	Up to 2	Up to 2	Up to 2
Installation	Screwthread Tap	Screwthread Tap	Wall Mountable
Inlet Size	ø21mm - G½ (½" BSP) ø26.5mm - G¾ (¾" BSP) ø33.3mm - G1 (1" BSP)	ø21mm - G½ (½" BSP) ø26.5mm - G¾ (¾" BSP) ø33.3mm - G1 (1" BSP)	ø21mm - G½ (½" BSP) ø26.5mm - G¾ (¾" BSP) ø33.3mm - G1 (1" BSP)
Pack Quantity	1	1	1


Code	2212 0000	2214 0000	2216 0000
Product			
Controller Type	Daylight sensor automatically waters at sunrise, sunset or both	Daylight sensor automatically waters at sunrise, sunset or both	Remote control using smart phone with apple ios or android, ethernet port and internet
Watering Schedule	Everyday, up to twice per day	Once or twice per day - every day - every 2 days - every 3 days - every 5 days - once per week	Up to 10 times per day Ability to remotely set, pause and adjust watering schedules
Watering Duration	Up to 60 minutes	Up to 60 minutes	Up to 180 minutes ability to remotely set, pause and adjust watering schedules
Water Now Function	✓	✓	✓
Rain Delay	-	-	Yes - app includes a local weather summary and push notifications to keep you informed about changes to weather
Use with a Water Butt	✓	✓	✓
Battery Level Check	✓	✓	✓
Battery Type	2 X AA (LR6) lithium/alkaline	2 X AA (LR6) lithium/alkaline	2 X AA (LR6) lithium/alkaline
Inlet Size	ø21mm - G½ (½" BSP) ø26.5mm - G¾ (¾" BSP) ø33.3mm - G1 (1" BSP)	ø21mm - G½ (½" BSP) ø26.5mm - G¾ (¾" BSP) ø33.3mm - G1 (1" BSP)	ø21mm - G½ (½" BSP) ø26.5mm - G¾ (¾" BSP) ø33.3mm - G1 (1" BSP)
Pack Quantity	1	1	1

B Pipeline Comparison

Code	7007 0000	2764R0000	2764 0050
Product			
	Supply Tube		
Hose Diameter	ø13mm	ø13mm	ø13mm
Hose Length	15m	25m	50m
UV Resistant	✓	✓	✓
Pack Quantity	1	1	1
Ideal for			
Use	Flexible and hardwearing supply pipe to transport water from the water source to a micro pipe and to emitters.		
Ideal Position	Flower beds and vegetable gardens.		






Code	7021 0000	7038 0025	7006 0000
Product			
	Flexi Hose	Dripper Hose	
Hose Diameter	ø13mm	ø13mm	ø13mm
Hose Length	20m	25m	50m
UV Resistant	✓	✓	✓
Pack Quantity	1	1	1
Ideal for			
Use	Supply pipe for distributing water around your garden's irrigation system.	Drip hose with integrated drippers evenly distributed every 30cm along the length of the hose.	
Ideal Position	Flower beds and vegetable gardens.	Evenly spaced flower beds, hedges, vegetable gardens and uneven, sloping terrain.	


Code	2772P0000	2772 0025
Product		
	Micro Tube	
Hose Diameter	ø4mm	ø4mm
Hose Length	10m	25m
UV Resistant	✓	✓
Pack Quantity	1	1
Ideal for		
Use	Carries water from the 13mm supply hose directly to drippers and micro sprinklers and sprayers	
Ideal Position	Pots, containers, hanging baskets and trays,	

Code	6761P0000	6762P0000	6764P0000	6755P0000	6765P0000	6756P0000
Product						
	Porous Soaker Hose			Sprinkler Flat hose		
Hose Diameter	ø12.5mm	ø12.5mm	ø12.5mm	-	-	-
Hose Length	10m	15m	25m	7.5m	10m	15m
UV Resistant	✓	✓	✓	✓	✓	✓
Pack Quantity	1	1	1	1	1	1
Ideal for			Ideal for			
Use	Seeps water droplets through its porous layers to deliver water directly through the soil to the plant roots,			Perforated flat hose, produces a fine spray or when flipped upside down, it delivers a deep soaking action.		
Ideal Position	Ideal for watering borders, vegetable patches and greenhouses without waste,			For narrow lawns with curved and irregular shapes, flat areas of flower beds, borders and hedges.		






B Pipeline Comparison




Code	2765 0002	2776 0005	2771 0012 2771 0024	2782 0012 2782 0024	2770 0010
Product					
	Flow Control Valve	Flow Control Valve	Saddle Clamp	Wall Clip	Peg
Use	To control or shut off water flow	To control or shut off water flow	To fix ø13mm tube to walls and fences or hard ground	To fix ø4mm tube to walls and fences or hard ground	To secure ø13mm Supply Tube in place
Height	-	-	-	-	17cm
Hose Diameter	ø13mm	ø4mm	ø13mm	ø4mm	ø13mm
Connection Type	Barb	Barb	Nail	Nail	Hook/Spike
UV Resistant	✓	✓	✓	✓	✓
Pack Quantity	2	5	12 or 24	12 or 24	10



Code	2766 0005	7037 0012	2768 0005	2778 0012 2778 0024	7032 0002
Product					
	Elbow Connector	Elbow Connector	Straight Connector	Straight Connector	Cross Connector
Use	To direct ø13mm Supply Tube around corners	To direct ø4mm Micro Tube around corners	To join 2x ø13mm Supply Tubes together	To join 2x ø4mm Micro Hoses together or branch off from ø13mm Supply Tube	To branch the ø13mm supply tube in 4 directions
Height	-	-	-	-	-
Hose Diameter	ø13mm	ø4mm	ø13mm	ø4mm	ø13mm
Connection Type	Barb	Barb	Barb	Barb	Barb
UV Resistant	✓	✓	✓	✓	✓
Pack Quantity	5	12	5	12 or 24	2

Code	2781 0012	2767 0005 2767 0012	2777 0012	7033 0012	2779 0010
Product					
	Peg	T-Connector	T-Connector	Reducing T-Connector	Blanking Plug
Use	To secure ø4mm Micro Tube in place	To branch ø13mm Supply Tube in 2 directions	To branch ø4mm Micro Hose in 2 directions	To connect ø4mm Micro Hose to ø13mm Supply Tube	To seal holes in ø13mm Supply Tube or to block the flow of water at the end of ø4mm Micro Hose
Height	14cm	-	-	-	-
Hose Diameter	ø4mm	ø13mm	ø4mm	ø4mm ø13mm	ø4mm ø13mm
Connection Type	Spike	Barb	Barb	Barb	Barb
UV Resistant	✓	✓	✓	✓	✓
Pack Quantity	12	5 or 12	12	12	10



Code	7031 0012	2799 0001	7034 0012	7030 0010	7029 0010
Product					
	End Plug	Hole Punch	Ratchet Clamp	Micro Extension Tube	Micro Support Stake
Use	To block the flow of water in ø13mm Supply Hose	To put holes in ø13mm Supply Tube and to attach fittings to ø4mm Micro Hose	To secure fittings to ø13mm Supply Tube	To connect and extend the height of a Micro Sprinkler or Jet on ø4mm Micro Tube to 24cm	To elevate Micro Sprinklers or Sprayers above plants and foliage
Height	-	-	-	24cm	31cm
Hose Diameter	ø13mm	ø4mm ø13mm	ø13mm	ø4mm	ø4mm
Connection Type	Barb	-	Clip	Barb	Spike
UV Resistant	✓	✓	✓	✓	✓
Pack Quantity	12	1	12	10	10

C Drippers Comparison

Code	2784P0000	2785P0000	7040 0012 7040 0024
Product	 Pressure Compensating Dripper	 Pressure Compensating Dripper	 Pinch Drip™ Pressure Compensating Dripper
Installation	In-Line - ø4mm	In-Line - ø13mm End-of-Line - ø4mm	In-Line - ø13mm End-of-Line - ø4mm
Connection Type	Barbed	Barbed	Barbed Spike Anchor
Water Delivery	Slow drip	Slow drip	Slow drip
Coverage	Angle	-	-
	Radius*	-	-
	Diameter*	-	-
Maximum Flow Rate*	4 LPH	4 LPH	4 LPH
UV Resistant	✓	✓	✓
Adjustable Flow Rate	-	-	-
Pressure Compensating	✓	✓	✓
Turbulent Flow Path	-	-	✓
Blockage Reduction	✓	✓	✓
Pack Quantity	5	5	12 or 24
Ideal for			
Ideal Position	Base of plant	Base of plant	Base of plant
Best for	Vegetables, annual and perennial plants that need less water and thrive when given a precise release of water to the root	Vegetables, annual and perennial plants that need less water and thrive when given a precise release of water to the root	Vegetables, annual and perennial plants that need less water and thrive when given a precise release of water to the root. Suitable for shrubs and hedges
Pots, Containers & Hanging Baskets	✓	✓	-
Troughs, Growbags, Cloches & Greenhouses	-	-	-
Flower Beds & Borders	-	-	-
Vegetable Gardens	✓	✓	✓
Hedgerows & Shrubs	-	-	✓




Code	7042 0005	7041 0005 7041 0012
Product	 CETA® Pressure Compensating Dripper Spike	 ASTA® Pressure Compensating Dripper Spike
Installation	In-Line - ø4mm	End-of-Line - ø4mm
Connection Type	Barbed Spike Anchor	Barbed Spike Anchor
Water Delivery	Slow drip	Slow drip
Coverage	Angle	-
	Radius*	-
	Diameter*	-
Maximum Flow Rate*	4 LPH	4 LPH
UV Resistant	✓	✓
Adjustable Flow Rate	✓	-
Pressure Compensating	✓	✓
Turbulent Flow Path	✓	✓
Blockage Reduction	✓	✓
Pack Quantity	5	5 or 12
Ideal for		
Ideal Position	Base of plant	Base of plant
Best for	Annual and perennial plants in pots, containers and hanging baskets. Suitable for shrubs and hedges. For plants where water needs may vary	Annual and perennial plants in pots, containers and hanging baskets
Pots, Containers & Hanging Baskets	✓	✓
Troughs, Growbags, Cloches & Greenhouses	✓	✓
Flower Beds & Borders	-	-
Vegetable Gardens	-	-
Hedgerows & Shrubs	✓	-

D Micro Sprinklers Comparison

Code	2786 0012 2786 0024	2787 0012 2787 0024
Product		
	360° Adjustable Mini Sprinkler	360° Adjustable Sprinkler
Installation	In-Line - \varnothing 4mm	In-Line - \varnothing 13mm End-of-Line - \varnothing 4mm
Connection Type	Barbed	Barbed
Water Delivery	Gentle stream	Gentle stream
Coverage	Angle	360°
	Radius*	30 cm
	Diameter*	60 cm
Maximum Flow Rate*	40 LPH	40 LPH
UV Resistant	✓	✓
Adjustable Flow Rate	✓	✓
Pressure Compensating	-	-
Turbulent Flow Path	-	-
Blockage Reduction	-	-
Pack Quantity	12 or 24	12 or 24

Ideal for





Ideal Position	With small groups of plants or at base of large plants.	With small groups of plants or at base of large plants.
Best for	For plants where gentle watering is required such as young plants, seedlings and bedding plants. For plants and vegetables where water needs may vary.	For plants where gentle watering is required such as young plants, seedlings and bedding plants. For plants and vegetables where water needs may vary. Ideal for established shrubs. Put on end of 4mm tube to hang above hanging baskets.
Pots, Containers & Hanging Baskets	-	✓
Troughs, Growbags, Cloches & Greenhouses	✓	✓
Flower Beds & Borders	✓	✓
Vegetable Gardens	✓	✓
Hedgerows & Shrubs	-	-






Code	2788 0012	7041 0005 7041 0012	7005 0000
Product			
	360° Adjustable Sprinkler Spike	360° Adjustable Spectrum® Sprinkler	Easy Drip Universal Dripper and Peg
Installation	End-of-Line - \varnothing 4mm	End-of-Line - \varnothing 4mm	In-Line - \varnothing 13mm
Connection Type	Barbed Spike Anchor	Barbed Spike Anchor	Latch & needle spike anchor
Water Delivery	Gentle circular drip stream	Fan (vortex) spray with fine water droplets	Drip gentle stream
Coverage	Angle	360°	90 and 360°
	Radius*	30 cm	175 cm
	Diameter*	60 cm	350 cm
Maximum Flow Rate*	40 LPH	80 LPH	40 LPH
UV Resistant	✓	✓	✓
Adjustable Flow Rate	✓	✓	✓
Pressure Compensating	-	-	-
Turbulent Flow Path	-	-	-
Blockage Reduction	-	-	-
Pack Quantity	12	5 or 12	3

Ideal for

Ideal Position	In the centre of a small group of plants, large pots, in a flower bed or vegetable patch. Can also be used under hedges & shrubs or at the base of large plants.	In the centre of a medium sized flower bed or border.	Versatile - can be used in most locations and adapted to the need of the plant being watered.
Best for	General garden use, where water needs may vary.	Ground cover and for multiple plants in flowering beds and borders for plants where water needs may vary.	General use, including patio, terrace and garden beds, hedges and shrubs - where water needs and space may vary
Pots, Containers & Hanging Baskets	-	-	✓
Troughs, Growbags, Cloches & Greenhouses	-	-	-
Flower Beds & Borders	✓	✓	✓
Vegetable Gardens	✓	-	✓
Hedgerows & Shrubs	✓	-	✓

Micro Jets & Sprays Comparison

Code	2790 0012	2791 0012	2792 0012	2796 0012
Product				
	90° Micro Spray Jet	180° Micro Spray Jet	360° Micro Spray Jet	2x 20° Strip Micro Spray Jet
Installation	In-Line - ø13mm End-of-Line - ø4mm	In-Line - ø13mm End-of-Line - ø4mm	In-Line - ø13mm End-of-Line - ø4mm	In-Line - ø13mm End-of-Line - ø4mm
Connection Type	Barbed Spike Anchor	Barbed Spike Anchor	Barbed Spike Anchor	Barbed Spike Anchor
Water Delivery	Quarter circle fine spray	Semi circle fine spray	Full circle fine spray	Strip fine spray
Coverage	Angle	90°	180°	360°
	Radius*	300 cm	300 cm	280 cm
	Diameter*	600 cm	600 cm	560 cm
Maximum Flow Rate*	68 LPH	68 LPH	68 LPH	42 LPH
UV Resistant	✓	✓	✓	✓
Adjustable Flow Rate	-	-	-	-
Pressure Compensating	-	-	-	-
Turbulent Flow Path	-	-	-	-
Blockage Reduction	-	-	-	-
Pack Quantity	12	12	12	12
Ideal for				
Ideal Position	In the corners of flower beds and borders	Along edges of paths and flower beds and borders	In the centre of flower beds and borders	In long narrow strips of flower beds and borders or hard to reach areas
Best for	Plants placed in evenly spaced, medium sized flower beds and borders.			Plants placed in narrow, evenly spaced flower beds and borders.
Pots, Containers & Hanging Baskets	-	-	-	-
Troughs, Growbags, Cloches & Greenhouses	-	-	-	-
Flower Beds & Borders	✓	✓	✓	✓
Vegetable Gardens	-	-	-	-
Hedgerows & Shrubs	-	-	-	-

Code	2797 0012	2793P0000	2794P0000	2795P0000	2798 0005
Product					
	360° Mist Micro Spray Jet	90° Vari-Jet™ Adjustable	180° Vari-Jet™ Adjustable	360° Vari-Jet™ Adjustable	360° Vari-Rotor Spray™ Adjustable
Installation	In-Line - ø13mm End-of-Line - ø4mm	In-Line - ø13mm End-of-Line - ø4mm	In-Line - ø13mm End-of-Line - ø4mm	In-Line - ø13mm End-of-Line - ø4mm	In-Line - ø13mm End-of-Line - ø4mm
Connection Type	Barbed Spike Anchor	Barbed Spike Anchor	Barbed Spike Anchor	Barbed Spike Anchor	Barbed Spike Anchor
Water Delivery	Fine, delicate misting spray	Quarter circle fine spray	Semi circle fine spray	Full circle fine spray	Full circle "C" shape bubble spray
Coverage	Angle	360°	90°	180°	360°
	Radius*	45 cm	100cm	100cm	100cm
	Diameter*	90 cm	200 cm	200 cm	200 cm
Maximum Flow Rate*	22 LPH	55 LPH	55 LPH	55 LPH	82 LPH
UV Resistant	✓	✓	✓	✓	✓
Adjustable Flow Rate	-	✓	✓	✓	✓
Pressure Compensating	-	-	-	-	-
Turbulent Flow Path	-	-	-	-	-
Blockage Reduction	-	-	-	-	-
Pack Quantity	12	3	3	3	5
Ideal for					
Ideal Position	Greenhouses, small trays, hanging baskets, flower beds and vegetable gardens	In the corners of smaller flower beds and borders	Along edges of paths and smaller flower beds and borders	In the centre of smaller flower beds and borders	Ideal for placement in the centre of large flower beds and borders
Best for	For delicate seedlings, plants and vegetables. Ideal for humidifying or creating a moist micro-climate inside a greenhouse	Ideal for ground cover and new growth			For multiple plants in large flower beds, borders and plants where water needs require increased watering and reach
Pots, Containers & Hanging Baskets	-	-	-	-	-
Troughs, Growbags, Cloches & Greenhouses	✓	-	-	-	-
Flower Beds & Borders	✓	✓	✓	✓	✓
Vegetable Gardens	✓	-	-	-	-
Hedgerows & Shrubs	-	-	-	-	-

Shopping List

Code	Description	Pack Quantity	Quantity Required
A Tap Connection			
7022 0001	Pressure Regulator	1	
2220 0000	Select Controller	1	
2224 0000	Select Plus Controller	1	
2212 0000	Sensor Controller	1	
2214 0000	Sensor Controller Plus	1	
2216 0000	Cloud Controller Kit	1	
2252 0000	2-Way Tap Connector	1	
2250 0000	3-Way Tap Connector	1	
2150R0000	4-Way Tap Connector	1	

Code	Description	Pack Quantity	Quantity Required
B Pipeline & Components			
7007 0000	Supply Tube	15m (ø13mm)	
2764R0000		25m (ø13mm)	
2764 0050		50m (ø13mm)	
7021 0000	Flexi Hose	20m (ø13mm)	
2772P0000	Micro Tube	10m (ø4mm)	
2772 0025		25m (ø4mm)	
2765 0002	Flow Control Valves	2 (ø13mm)	
2766 0005	90° Elbow Connectors	5 (ø13mm)	
2799 0001	Hole Punch	1	

Code	Description	Pack Quantity	Quantity Required
B Pipeline & Components			
2767 0005	T-Piece Connectors	5 ø13mm	
2767 0012		12 ø13mm	
2768 0005	Straight Connectors	5 ø13mm	
2771 0012	Saddle Clamps	12 ø13mm	
2771 0024		24 ø13mm	
2770 0010	17cm Pegs	10 ø13mm	
2779 0010	Blanking Plugs	10 ø13mm ø4mm	
7031 0012	End Plugs	12 ø13mm	
7032 0002	Cross Connectors	2 ø13mm	
7034 0012	Ratchet Clamps	12 ø13mm	
7033 0012	Reducing T-Connectors	12 ø13mm ø4mm	
2776 0005	Flow Control Valves	5 ø4mm	
2782 0012	Wall Clips	12 ø4mm	
2782 0024		24 ø4mm	
2778 0012	Straight Connectors	12 ø4mm	
2778 0024		24 ø4mm	
2781 0012	14cm Pegs	12 ø4mm	
2777 0012	T-Piece Connectors	12 ø4mm	
7029 0010	Micro Support Stakes - 31cm	10 ø4mm	
7030 0010	Micro Extension Tube - 24cm	10 ø4mm	
7037 0012	Elbow Connectors	12 ø4mm	

The code numbers shown here will help you to identify the products on pages 08-23 of this booklet and to choose the products you need from the Hozelock range.

Code	Description	Pack Qty	Quantity Required
C Drippers			
2784P0000	Pressure Compensating Dripper • In-Line	12	
2785P0000	Pressure Compensating Dripper • In-Line or End-of-Line	12	
7040 0012	Pinch Drip™ Pressure Compensating Dripper • In-Line or End-of-Line	12	
7040 0024		24	
7042 0005	CETA® Pressure Compensating Dripper Spike • In-Line	5	
7043 0005	ASTA® Pressure Compensating Dripper Spikes • End-of-Line	5	
7043 0012		12	

Code	Description	Pack Qty	Quantity Required
D Sprinklers			
2786 0012	360° Adjustable Mini Sprinkler • In-Line or End-of-Line	12	
2786 0024		24	
2787 0012	360° Adjustable Sprinkler • In-Line or End-of-Line	12	
27870024		24	

Code	Description	Pack Qty	Quantity Required
D Sprinklers			
2788P0000	360° Adjustable Sprinkler Spike • End-of-Line	5	
7041 0005	360° Adjustable Spectrum™ Sprinkler • End-of-Line	5	
7041 0012		12	
2790 0012	90° Micro Spray Jet • In-Line or End-of-Line	12	
2791 0012	180° Micro Spray Jet • In-Line or End-of-Line	12	
2792 0012	360° Micro Spray Jet • In-Line or End-of-Line	12	
2796 0012	2x 20° Strip Micro Spray Jet • In-Line or End-of-Line	12	
2797 0012	360° Mist Micro Spray Jet • In-Line or End-of-Line	5	
2793P0000	90° Vari-Jet™ Adjustable • In-Line or End-of-Line	3	
2794P0000	180° Vari-Jet™ Adjustable • In-Line or End-of-Line	3	
2795P0000	360° Vari-Jet™ Adjustable • In-Line or End-of-Line	3	
2798 0005	360° Vari Rotor Spray™ Adjustable	5	
7005 0000	Easy Drip Universal Dripper and Peg • In-Line	3	

How to calculate the capacity of your system

Fit the pressure regulator (7022) to the tap. With the tap fully on, fill a bucket and count the number of seconds it takes to fill. Multiply the number of litres your bucket holds by 3600, and divide by the number of seconds it took to fill. This will give the maximum flow rate per hour.

Example: A 9 litre bucket filled in 15 seconds:

$$9 \text{ (litres)} \times 3600 = 32,400 \div 15 \text{ (seconds)} = 2160 \text{ (litres per hour)}$$

Each outlet has a flow rate. For example: Micro Jets use 55 litres per hour, therefore with a maximum flow rate of 2,160 litres per hour, the maximum number of drippers usable is 39 (2,160 ÷ 55).

Plan your installation

Follow these simple steps to plan your system and use the shopping list* to help buy your components


*Pages 26-27

You'll need paper, a pencil, some coloured pens and a long tape measure.

Use the paper to sketch the area where you are going to build the system.

Note the dimensions as you measure. Transfer the measurements to the squared paper afterwards.

- 1 Measure, preferably in metres and centimetres, and mark on your sketch:
 - The fixed elements - house, outside tap etc.
 - Distance from outside tap to start of system
 - Length of fences, walls, beds where supply hose and micro hose will run.
 - Key planting areas - container groups, thirsty and precious plants, seedlings etc.
 - Any obstacles, e.g. paths or driveways.
 - Height of fence panels, walls etc if hanging baskets are to be watered.
- 2 Carefully transfer your measurements to the squared paper. Depending on the size of the area, use one of the following scales:
 - 1cm square= 0.50 metres (1:50)
 - 1cm square= 1 metre (1:100)
- 3 Draw the supply hose, showing angles and joints for connectors.
- 4 Plan in flow control valves where supply hose is likely to be longer than 50m, or use two water controllers and a four-way tap connector (see pages 6-9).
- 5 Using a different colour, show the lines of micro hose.
- 6 Mark the outlets, using different coloured pens for each type (see page 10 for table of drippers).
- 7 Count up the outlets, connections, fixings and length of hose and complete your shopping list.





Find out more tips
to save water
in the garden



Implementing Hozelock's Watering Wisdom tips will not only help the environment, but it will stop you from over-watering and help your garden to flourish, giving you stronger, healthier plants. You can even save money on your water bills!

Spray Guns

Our spray guns have a flow control which allows you to reduce the amount of water used. By getting closer to each plant and using a lower flow rate, you can water more accurately to where it is needed and use as much as 50% less water.



AquaStop Connectors

Hozelock's AquaStops have a water-stop valve to stop water rushing out when you disconnect a watering tool. It's also a time saving feature – you don't have to go back to the tap, turn it off, change tool, turn it back on.



Aquasolo

Gradually water your indoor plants with Aquasolo with a slow release of water directed straight into the soil. Aquasolo can also be used to provide hungry plants with liquid feed and is great for greenhouse and house plants alike.



Growbag Waterer

The Growbag Waterer features a large capacity 15 litre water reservoir, perfect for when you're on holiday, water is delivered directly to the plants roots through unique capillary watering spikes, prevents drought and minimise water wastage.



Water Butt Pump

Simply drop into your water butt and use a hose and spray gun as easily as using the tap. much easier than using a watering can.



HOZELOCK

For more information visit
www.hozelock.com

600-100-0061